



Set Code:	01.817.003E
Set Barcode:	 (01)10705034818283
Description:	12MM SYN MESH CONDENSED - EVAL
Case Report ID:	

Surgery Date and Time:	
Surgeon:	
Operating Room:	
Case ID:	










Primary Tray

	Product #	Product Desc.	QTY	UDI-DI	LOT Numbers	UDI Barcode
1	495.346	SYNMESH [®] 12MM DIA 4MM HEIGHT (TI)	1	10705034785189		 (01)10705034785189
2	495.347	SYNMESH [®] 12MM DIA 5MM HEIGHT (TI)	1	10705034785196		 (01)10705034785196
3	495.348	SYNMESH [®] 12MM DIA 6MM HEIGHT (TI)	1	10705034785202		 (01)10705034785202
4	495.349	SYNMESH [®] 12MM DIA 7MM HEIGHT (TI)	1	10705034785219		 (01)10705034785219
5	495.351	SYNMESH [®] 12MM DIA 8MM HEIGHT (TI)	1	10705034785226		 (01)10705034785226
6	495.352	SYNMESH [®] 12MM DIA 9MM HEIGHT (TI)	1	10705034785233		 (01)10705034785233
7	495.353	SYNMESH [®] 12MM DIA 10MM HEIGHT (TI)	1	10705034785240		 (01)10705034785240
8	495.354	SYNMESH [®] 12MM DIA 11MM HEIGHT (TI)	1	10705034785257		 (01)10705034785257
9	495.355	SYNMESH [®] 12MM DIA 12MM HEIGHT (TI)	1	10705034785264		 (01)10705034785264
10	495.356	SYNMESH [®] 12MM DIA 32MM HEIGHT (TI)	1	10705034785271		 (01)10705034785271
11	495.357	SYNMESH [®] 12MM DIA 88MM HEIGHT (TI)	1	10705034785288		 (01)10705034785288
12	495.385	END RING 12MM DIA/0 DEG (TI)	4	10705034785462		 (01)10705034785462
13	495.388	END RING 12MM DIA/2.5 DEG (TI)	4	10705034785493		 (01)10705034785493

Set Code:	01.817.003E
Set Barcode:	 (01)10705034818283
Description:	12MM SYN MESH CONDENSED - EVAL
Case Report ID:	

Surgery Date and Time:	
Surgeon:	
Operating Room:	
Case ID:	

Primary Tray

	Product #	Product Desc.	QTY	UDI-DI	LOT Numbers	UDI Barcode
14	495.410	2.0MM LOCKING SCREW LOW PROFILE (TI)	8	10705034785660		 (01)10705034785660
15	495.412	END RING 12MM DIA/0 DEG CONVEX (TI)	4	10705034785684		 (01)10705034785684
16	495.415	END RING 12MM DIA/2.5 DEG CONVEX (TI)	4	10705034785714		 (01)10705034785714
17	495.451	SYN MESH® 12MM DIA 18MM HEIGHT (TI)	1	10705034785929		 (01)10705034785929
18	495.612	SYN MESH® 12MM DIA 16MM HEIGHT (TI)	1	10705034786292		 (01)10705034786292
19	495.613	SYN MESH® 12MM DIA 20MM HEIGHT (TI)	1	10705034786308		 (01)10705034786308
20	495.614	SYN MESH® 12MM DIA 22MM HEIGHT (TI)	1	10705034786315		 (01)10705034786315
21	495.615	SYN MESH® 12MM DIA 24MM HEIGHT (TI)	1	10705034786322		 (01)10705034786322
22	690.066.72	SYN MESH® SYSTEM TRAY FOR 12MM DIA ROUND IMPLANTS	1	10705034798776		 (01)10705034798776